





You will meet our Careers Advisor, 1 to 1, to help you choose the pathway that will bring you success. You should base your choice on your predic

| PATHWAY 1 | | PATHWAY 2 | |
|---|--|---|--|
| VOCATIONAL | | TRADITIONAL | |
| <p>Some GCSEs at D-G (not including English and Maths) Mainly Entry Level 3, 2, or 1</p> <p>If you achieve at this level you MUST continue to study English and Maths. You will also need to receive additional help and support to decide on your career choices.</p> | | <p>Mostly GCSE grades: D-G (At least THREE at E or above, including English and Maths)</p> <p>If you achieve at this level you MUST continue to study English and Maths. You may choose to study at a college, but you will need to know what you want to achieve, i.e. which course, career choice, etc.</p> | |
| What can I do next? | | What can I do next? | |
|  Braidwood School <p>6th form 1 or 2 years study</p> <ul style="list-style-type: none"> • Functional Skills: English and Maths at Entry level or level 1/2; • Independent living: Personal Social Education qualification at level 1/2; • Preparation for working life: vocational study; work placement; • Moving on: careers advice and guidance; • Leisure skills and social opportunities: voluntary work; P.E |  <p>College</p> <p>2 years non-specific e.g. Access to Education study at Pre-level 1 including English and Maths</p> |  Braidwood School <p>6th form 1 or 2 years study</p> <ul style="list-style-type: none"> • Functional Skills: English, Maths level 1/2; • Independent living: Personal Social Education qualification at level 1/2; • Preparation for working life: vocational study level 1/2; work placement; • Moving on: careers advice and guidance; • Leisure skills and social opportunities: voluntary work; P.E. |  <p>College</p> <p>2 years study at college</p> <p>Level 1 specific course of choice.</p> <p>1 or 2 years study English, Maths at level 1/2</p> |